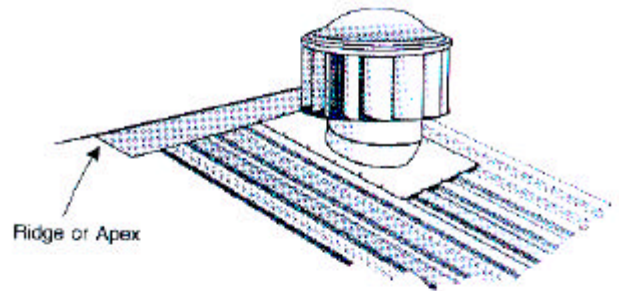


## SPECIFIC INSTALLATION SITUATIONS

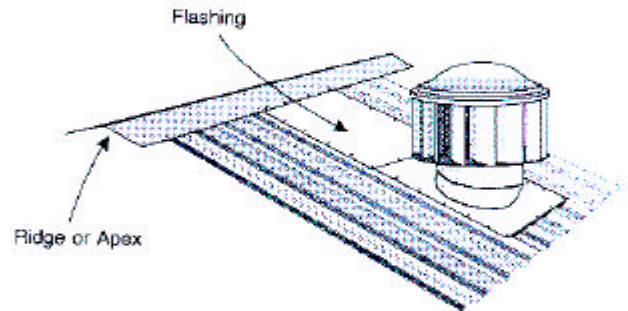
### Situation 1

On a metal sheeting roof, the best method of avoiding a leak is to install the ventilator at the peak of the roof where the volume of water on the roof is minimal.



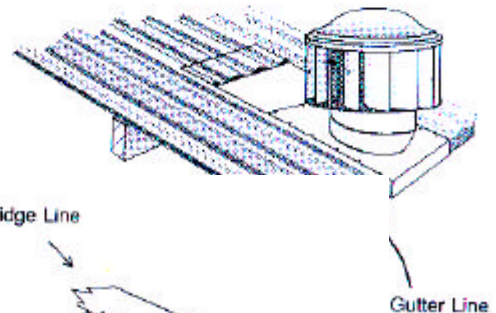
### Situation 2

If the ventilator must be installed further down the slope, it is wise to provide a flat flashing to extend back to the ridge or apex.



### Situation 3

If the ventilator must be installed at the gutter line or just above, it is wise to provide a tray beneath the sheeting as shown.



### Situation 4

A simple and safe method of weatherproofing is to run a series of flashings back to the ridge.

